

## Year Two Topic - The Great Fire of London

**History:** Pupils should develop an awareness of the past, using common words and phrases relating to the passing of time. They should learn where people and events they study fit within a chronological framework and identify similarities and differences between ways of life in different periods. They should use a wide vocabulary of everyday historical terms. They should learn about the lives of significant individuals in the past (King Charles II, Samuel Pepys, Sir Christopher Wren.)

### Top Ten Facts:

1. **The Great Fire of London** happened between 2nd-5th September in 1666.
2. The fire began in a bakery in **Pudding Lane**.
3. Before the fire began, there had been a drought in London that lasted for 10 months, so the city was very dry.
4. In 1666, lots of people had houses made from wood and straw which burned easily. Houses were also built very close together.
5. We know what happened during the fire because people back then wrote about it in letters and newspapers - for instance, **Samuel Pepys** wrote about it in his diary.
6. **Artists** who were alive in 1666 painted pictures of the fire afterwards, so we know what it would have looked like if we'd been there too.
7. To fight fires during this time, people would have used leather buckets, metal hooks and water squirts. **King Charles II** helped fight the fire too!
8. People whose homes had burned down lived in tents in the fields around London while buildings were rebuilt.
9. When houses were rebuilt, a lot of them were made in bricks instead of wood, and they weren't built so close together.
10. **Sir Christopher Wren** designed a monument to remember the Great Fire of London, which still stands today. He also rebuilt **Saint Paul's Cathedral** that was destroyed in the fire.

When? Timeline of events	
1665 - 1666	The Great Plague of London 
Sunday 2 <sup>nd</sup> September 1666	The fire begins in Thomas Farriner's bakery in Pudding Lane. Samuel Pepys records it in his diary.
Monday 3 <sup>rd</sup> September 1666	The fire spreads and people escape to the River Thames
Tuesday 4 <sup>th</sup> September 1666	Saint Paul's Cathedral burns down. 
Wednesday 5 <sup>th</sup> September 1666	Houses are blown up with gunpowder to stop the spread of the fire.
Thursday 6 <sup>th</sup> September 1666	King Charles II officially announces the end of the fire at 12.00 noon. 

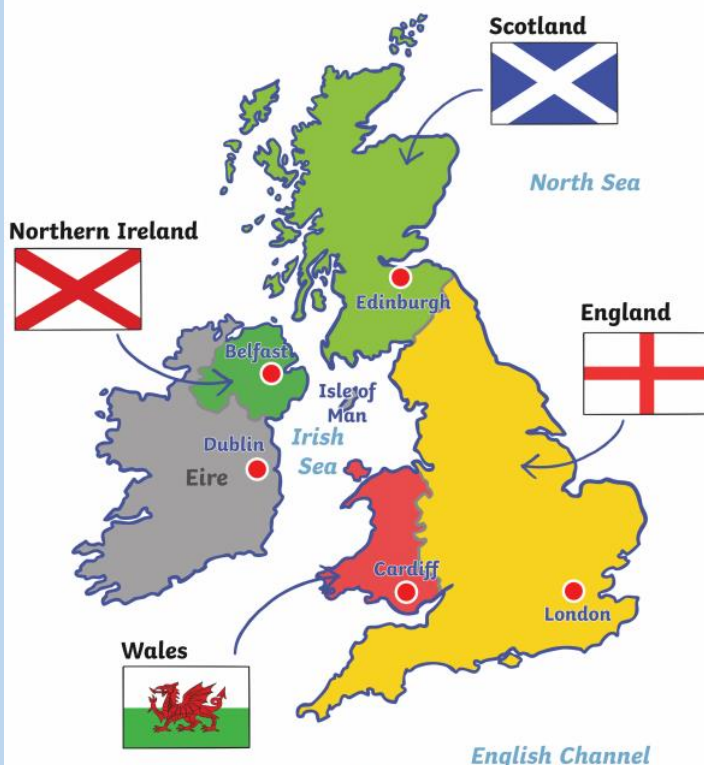
What? Where? Who?	
London	The capital city of England where the Great Fire took place.
Pudding Lane	Where the fire began in a bakery in 1666.
River Thames	The main river that flows through London used to help people escape.
Thomas Farriner	Owner of the bakery where the fire began and where the first person died - his maid.
King Charles II	King at the time of the Great Fire - also called the Merry Monarch
Samuel Pepys	Kept a diary from 1660-1669 and kept a record of The Great Fire of London. He buried his cheese to keep it from the fire!
Carts	Horse drawn carts were the main street transport in London at the time.
St Paul's Cathedral	This was destroyed in the fire and later rebuilt - designed by Sir Christopher Wren.
Gunpowder	This was used to blow up houses and pull them down quickly to stop the spread of the fire.
Thatch & Wood	The fire spread quickly because houses at the time were made of <b>flammable</b> straw thatch and wood.
Drought & Wind	London had suffered a very hot summer, there had been a drought (little rain) and everything was very dry. A strong, dry wind also spread the fire.
Tower of London	A castle that held the crown jewels.
Sir Christopher Wren Architect	He designed The Monument to remember the fire and designed the new Saint Paul's Cathedral.

## Year Two Topic - The Great Fire of London - London Today!

**Geography:** Pupils should name, locate and identify the characteristics of the 4 countries and capital cities of the United Kingdom and its surrounding seas. They should understand geographical similarities and differences through studying London. They should use basic geographical vocabulary to refer to key physical features (river, channel, sea, coast, forest, hill, weather) and key human features (city, factory, house, office, port, harbour, shops, roads, transport). Pupils should use maps, atlases and globes to identify the UK, its countries and capital cities. Pupils should use NSEW and locational language. Pupils should use aerial photographs to recognise London landmarks and devise simple maps using a key.

# The United Kingdom

The United Kingdom is made up of Northern Ireland, England, Scotland and Wales.



### Key Knowledge:

Capital city of England = London

Capital city of Scotland = Edinburgh

Capital city of Wales = Cardiff

Capital city of Northern Ireland = Belfast

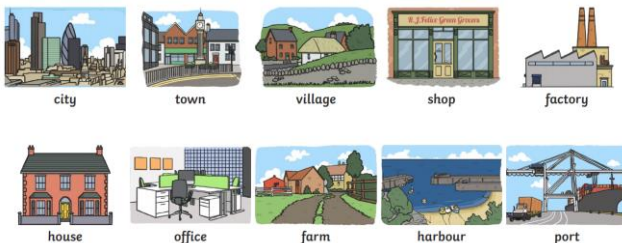
Surrounding seas = The North Sea, The English Channel and The Irish Sea.

The River Thames is located in London. It rises at Thames Head in Gloucestershire and flows out into The North Sea through the Thames Estuary.

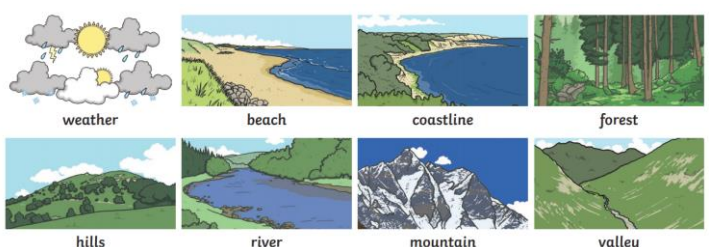
Key London landmarks include: Westminster Abbey, The Houses of Parliament, Big Ben, Buckingham Palace, St Paul's Cathedral, Hyde Park, The London Eye, Tower Bridge, The Tower of London, St Pancras International and Wembley Stadium.

### Key vocabulary:

#### Human features: (man-made)



#### Physical features: (natural)



#### Useful topic websites:

[www.primaryhomeworkhelp.co.uk](http://www.primaryhomeworkhelp.co.uk)

[www.bbc.co.uk](http://www.bbc.co.uk) (Horrible Histories - The Grisly Great Fire of London)

<https://www.london-fire.gov.uk/museum/history-and-stories/the-great-fire-of-london/>

